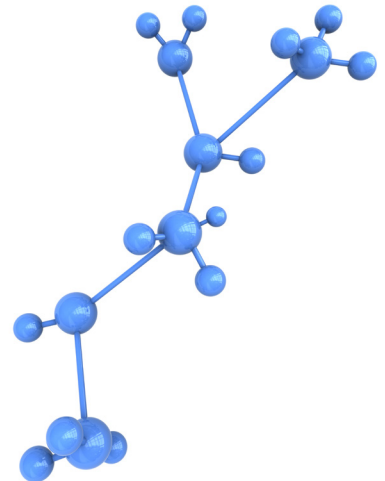



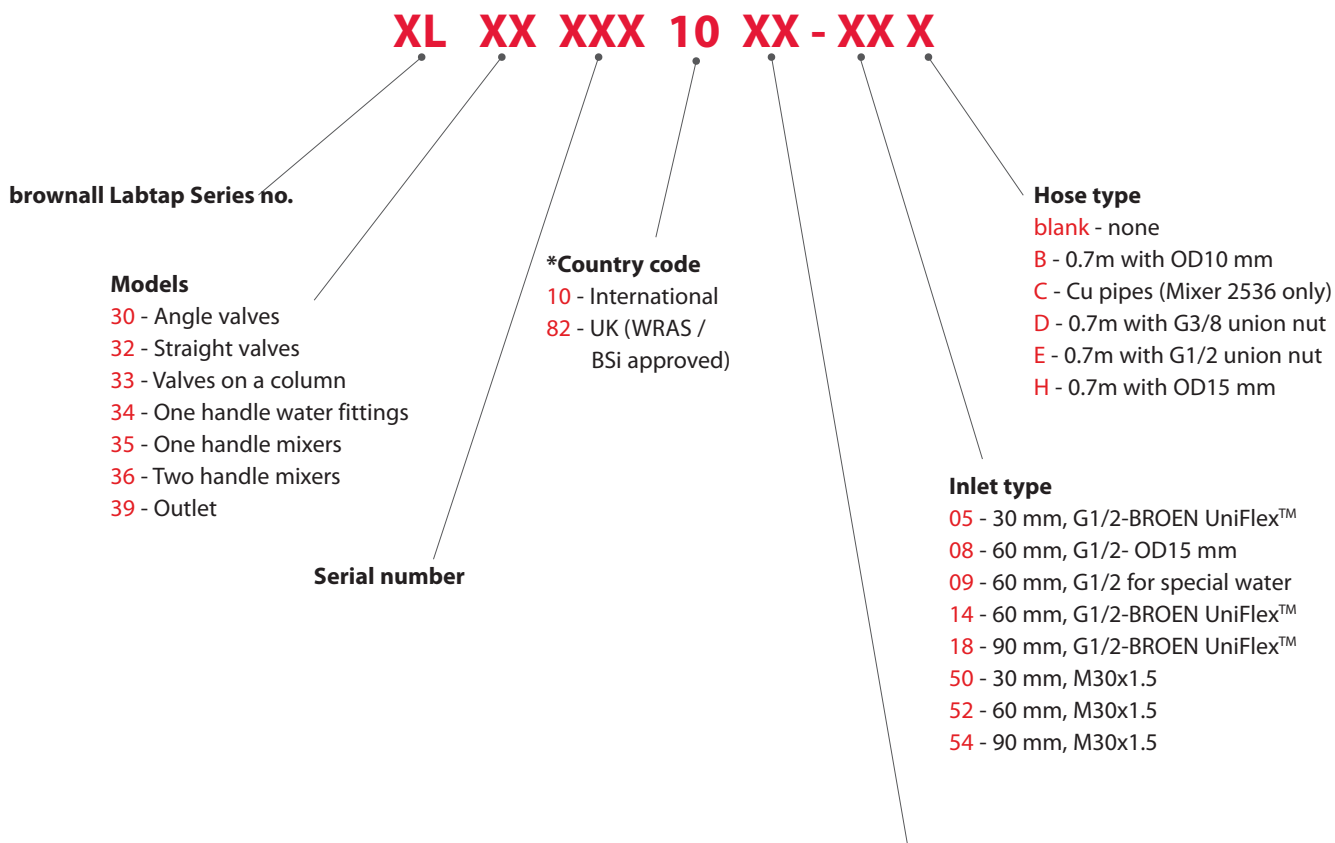
- laboratory fittings





























brownall Labtap®

- ordering information

Generally, item numbers for **brownall Labtap®** fittings have the following structure



Media code	
 01 - Water potable, cold (WPC)	 23 - Nitrogen (N ₂)
 02 - Water potable, hot (WPH)	 24 - Carbon Dioxide (CO ₂)
 03 - Distilled water (WDI)	 25 - Argon (Ar)
 07 - Water non-potable, cold (WNC)	 26 - Helium (He)
 08 - Water non-potable, hot (WNH)	 27 - Dinitrogen monoxide, nitrous oxide (N ₂ O)
 09 - Natural gas (G)	 28 - Low vacuum - 100 kPa to 0,1 kPa (V)
 11 - Liquefied petrol gas (LPG)	 29 - Fine vacuum - 0,1 kPa to 0,001 kPa (VF)
 13 - Butane (C ₄ H ₁₀)	 30 - High vacuum - 0,1 kPa to 0,0000001 kPa (VH)
 15 - Propane (C ₃ H ₈)	 35 - Tempered water (one handle mixer)
 17 - Acetylene (C ₂ H ₂)	 36 - Deionised water, cold (WDC)
 19 - Hydrogen (H ₂)	 39 - Water potable (WPC /WPH)
 21 - Compressed air (CA)	 40 - Water non-potable (WNC /WNH)
 22 - Oxygen (O ₂)	 46 - Methane (CH ₄)


brownall Labtap®

- handle colour coding

Water fittings



Technical gas fittings



Special water fittings




Burning gas fittings



Burning gas "lift/turn" fittings



Vacuum fittings



- general information

Materials

Laboratory fittings from **brownall Labtap®** are manufactured of the highest quality materials, primarily brass. Stainless steel is also used where required. The surfaces of all fittings are finished in chemically resistant polyester-powder coat.

Installation and technical tables

Special requirements of your local Water and Gas board should be checked before commencing installation. All pipe work should be purged to ensure cleanliness before fitting. Filters should be fitted if medium used is impure. Technical information is located in the back of the catalogue, including working pressures and description of materials used.

Special advantages

The laboratory fittings from **brownall Labtap®** are designed and manufactured with the requirements of a modern laboratory in mind. The hallmarks of these fittings are good performance, durability, easy operation, flexibility and streamlined design, along with an easy-to-clean and attractive appearance. Fittings from **brownall Labtap®** are ideal for all types of laboratories, and are delivered with easy-to-mount fixing items/mounting kit, that will keep the fitting fully locked in its position when installed. Consequently, the fitting will not turn unintentionally, which would result in leaks.

Pressure conversion

	bar	Pa	psi
1 bar =	1	1x10 ⁵	14.5
1 Pa =	1x10 ⁻⁵	1	1.45x10 ⁻⁴
1 psi =	6.9x10 ⁻²	6.9x10 ³	1

Example: 67 psi = 67x(6.9x10⁻²) = 4.6 bar


- headworks

1977000

Water

Compress headwork

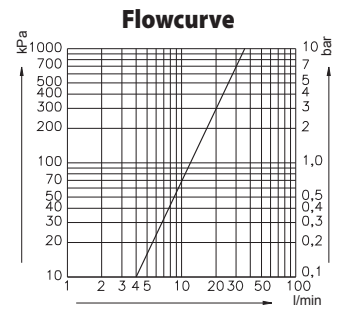
Headwork for potable water.
 Open/closing function: 2 x 360°.
 Maximum test pressure without function of the valve: 10 bar.
 Temperature: Max. 90°C.
 Leak rate: 15 mm³/sec. at 6 bar compressed air (differential pressure method).



Maximum working pressures:

kPa	bar	psi
1000	10	145

Pressure in relation to atmospheric pressure.



1976400 / 1976500

Water

Ceramic headwork

Headwork used for wrist operated fittings for potable water.


1976400 - left turn closing
1976500 - right turn closing

Open/closing function: 90° (right or left hand).

Maximum test pressure without function of the valve: 10 bar.

Temperature: Max. 90°C.

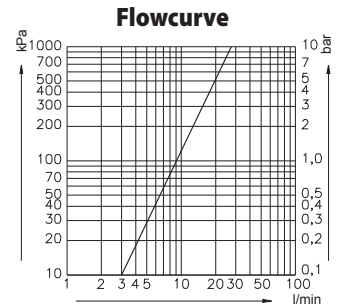
Leak rate: 15 mm³/sec. at 6 bar compressed air (differential pressure method).



Maximum working pressures:

kPa	bar	psi
1000	10	145

Pressure in relation to atmospheric pressure.



19152400 / 19152479

Special water

Diaphragm headwork

For XL33-models: 19152400 (headwork only)

For other models: 19152479 (headwork and handle with media indication)

For special water: distilled, deionized, filtered, reverse-osmosis, etc.

Open/closing function: 1.5 x 360°.

Maximum test pressure without function of the valve: 10 bar.

Temperature: Max. 90°C.

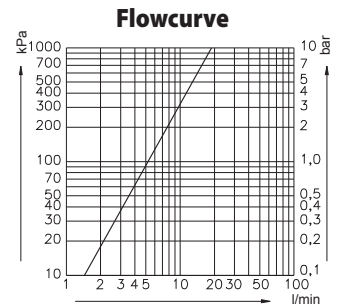
Leak rate: 15 mm³/sec. at 6 bar compressed air (differential pressure method).



Maximum working pressures:

kPa	bar	psi
1000	10	145

Pressure in relation to atmospheric pressure.



- headworks

02557300

Technical gases

Needle headwork


Green indication ring:

Headwork for non-toxic, non-corrosive, non-burning 2.0 gases (Air, Nitrogen, Carbon dioxide, Argon, Helium etc.). PVDF sealing.

Open/closing function: 3 x 360°.

Allowable pressure test after installation: 1.5 x max. working pressure without function of the valve.

Leak rate: 15 mm³/sec. at 6 bar compressed air (differential pressure method).

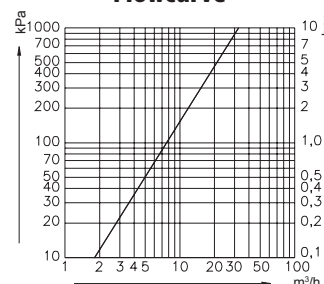


Maximum working pressures:

kPa	bar	psi
1600	16	232

Pressure in relation to atmospheric pressure.

Flowcurve



19154400

Technical gases

Micro flow headwork

Headwork for non-toxic, non-corrosive, non-burning 2.0 gases (Air, Nitrogen, Carbon dioxide, Argon, Helium etc.). PVDF sealing.

The micro flow headwork offers flow regulation characteristics where the flow of gas is close to zero.

Open/closing function: 7.5 x 360°.

Maximum test pressure without function of the valve:

1.5 x working pressure

Leak rate: 15 mm³/sec. at 6 bar compressed air (differential pressure method).

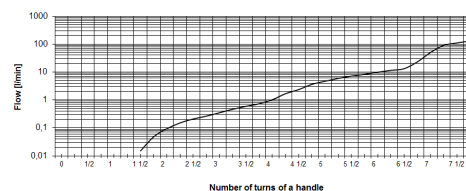


Maximum working pressures:

kPa	bar	psi
1600	16	232

Pressure in relation to atmospheric pressure.

Flowcurve



Technical 4.0 gases (Oxygen)

Needle headwork

Not available as a spare part (for safety reasons).

Blue indication ring:


Needle headwork for non-toxic, non-corrosive, non-burning 4.0 gases (Air, Nitrogen, Carbon Dioxide, Argon, Helium etc.) and **Oxygen**

PVDF sealing.

Open/closing function: 3 x 360°.

Allowable pressure test after installation: 1.5 x max. working pressure without function of the valve.

Leak rate: 15 mm³/sec. at 6 bar compressed air (differential pressure method).

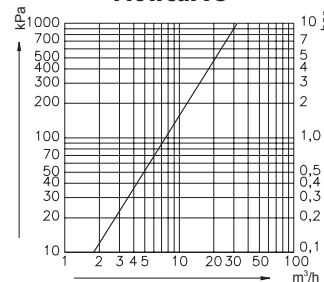


Maximum working pressures:

kPa	bar	psi
1600	16	232

Pressure in relation to atmospheric pressure.

Flowcurve



02556300

Vacuum

High flow headwork


Grey indication ring:

Standard headwork for vacuum. Can be also used for other media when there is need for a higher flow.

Headwork function with PVDF sealing.

Open/closing function: 1.5 x 360° with high flow capacity.

Leak rate: 15 mm³/sec. at 6 bar compressed air (differential pressure method).

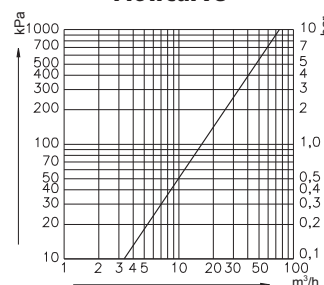


Working pressures:

kPa	bar	psi
1x10 ⁻⁴	1x10 ⁻⁶	1.47x10 ⁻⁴

Absolute pressure.

Flowcurve



- headworks

Burning gas


Not available as a spare part (for safety reasons).

Burning gases (Natural gas, Propane, Butane, Acetylene).

3 x 360° open/closing function.

Allowable pressure test after installation: 1.5 x max. working pressure without function of the valve.

Leak rate: 15 mm³/sec. at 6 bar compressed air (differential pressure method).



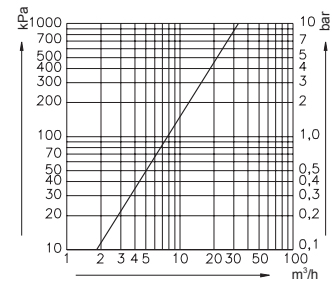
Maximum working pressures:

kPa	bar	psi
700	7	100

Pressure in relation to atmospheric pressure.

Needle headwork

Flowcurve



Burning gas

Valves for burning gases with "lift/turn" safety handles.

The valves are based on a BALLOFIX® ball valve.

Opening/closing function 90° lift/turn.



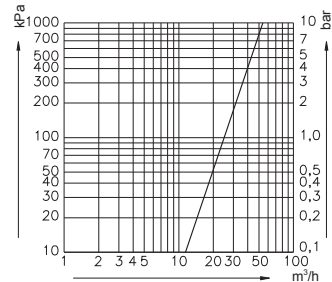
Maximum working pressures:

kPa	bar	psi
700	7	100

Pressure in relation to atmospheric pressure.

"Lift/turn" ball valve

Flowcurve



The valves for burning gases can be used for natural, town and low pressure bottle gases as well as vacuum and compressed air.

Allowable pressure test after installation: 1.5 x max. working pressure without function of the valve.

School gas

Maximum test pressure without function of the valve: 13,8 kPa / 2 psi.

Opening/closing function 90°.



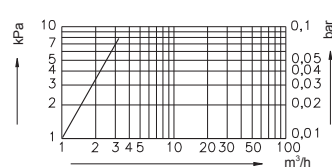
Maximum working pressures:

kPa	bar	psi
5	0,05	0,73

Pressure in relation to atmospheric pressure.

Drop lever

Flowcurve



- front control valves & outlets

XL 1112-10XX

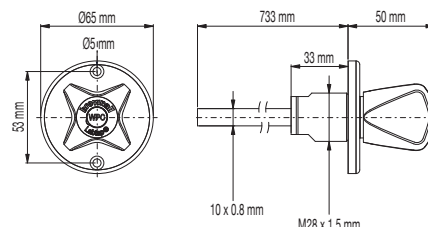

Water

Front control valve

Front control valve with 10 mm OD x 700 mm straight copper tube.

Weight: Approx. 0.9 kg

Media colour coding:
Please exchange XX in the product number for with the relevant number below



XL 1187-10XX

Technical gases

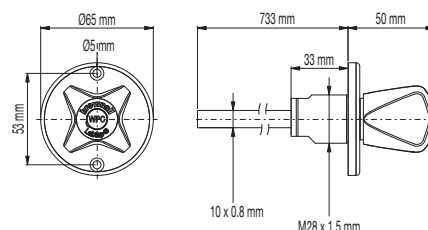

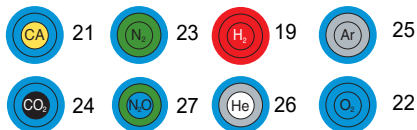
Front control valve

Front control needle valve with 10 mm OD x 700 mm straight copper tube.

For Oxygen and other 4.0 gases please order XL1187-6.

Weight: Approx. 0.9 kg

Media colour coding:
Please exchange XX in the product number for with the relevant number below



XL 1187-10XX

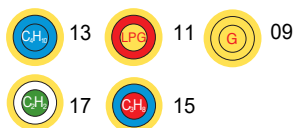
Burning gases

Front control valve

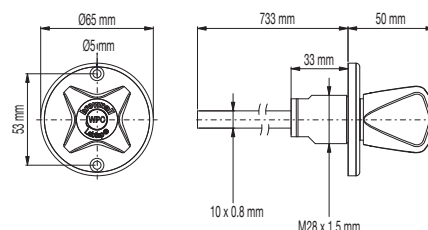

Front control valve with 10 mm OD x 700 mm straight copper tube.

Weight: Approx. 0.9 kg

Media colour coding:
Please exchange XX in the product number for with the relevant number below



Copper tubing can not be used with Acetylene. Flashback arrestor recommended.



XL 1187-10XX

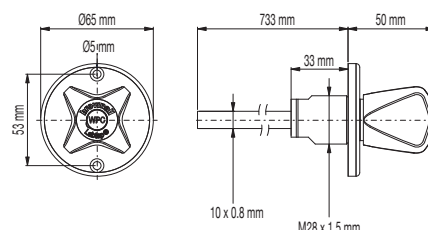

Vacuum

Front control valve

Front control valve with high flow headwork with 10 mm OD x 700 mm straight copper tube.

Weight: Approx. 0.9 kg

Media colour coding:
Please exchange XX in the product number for with the relevant number below



- front control valves & outlets

XL 1160110XX-T

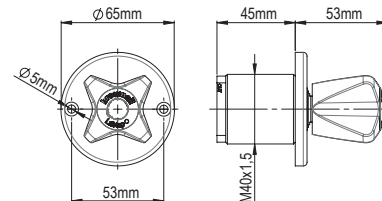

Water

Front control valve

Front control valve. Delivered with 2 sets of compression ring fittings for OD10 mm Cu-pipe.

Weight: Approx. 0.9 kg

Media colour coding:
Please exchange XX in the product number for with the relevant number below



XL 1160910XX-T

Technical gases

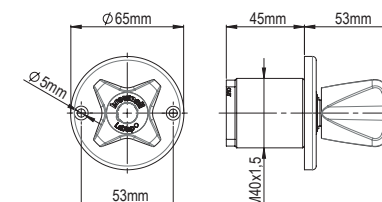

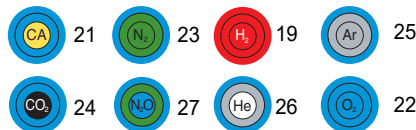
Front control valve

Front control needle valve. Delivered with 2 sets of compression ring fittings for OD10 mm Cu-pipe.

For Oxygen and other 4.0 gases please order XL1162510XX.

Weight: Approx. 0.9 kg

Media colour coding:
Please exchange XX in the product number for with the relevant number below



XL 1162110XX-T

Burning gases

Front control valve

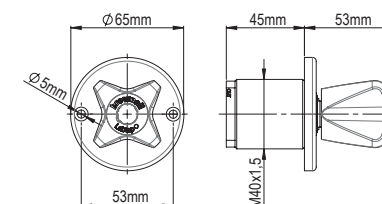
Front control valve. Delivered with 2 sets of compression ring fittings for OD10 mm Cu-pipe.

Weight: Approx. 0.9 kg

Media colour coding:
Please exchange XX in the product number for with the relevant number below



Copper tubing can not be used with Acetylene.



XL 1161310XX-T

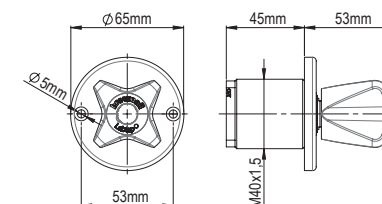

Vacuum

Front control valve

Front control valve with high flow headwork. Delivered with 2 sets of compression ring fittings for OD10 mm Cu-pipe.

Weight: Approx. 0.9 kg

Media colour coding:
Please exchange XX in the product number for with the relevant number below



- front control valves & outlets

XL 1114081XX-40T

Water

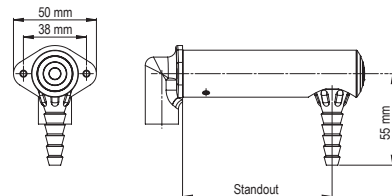
Fume cupboard spout

Straight spout with fixed nozzle. Delivered with compression ring fittings for OD10 mm Cu-pipe.

XL 1113081XX-40T Standout = 90 mm
XL 1114081XX-40T Standout = 150 mm
For model with removable nozzle please refer to :
XL 1113181XX-40T Standout = 90 mm
XL 1114181XX-40T Standout = 150 mm

Media colour coding:

Please exchange XX in the product number for with the relevant number below



XL 3903810XX-14T

Water

Fume cupboard spout

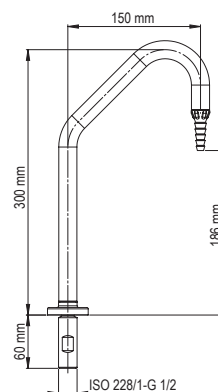
Fixed swanneck spout with fixed nozzle. Delivered with compression ring fittings for OD10 mm Cu-pipe.

For model with removable nozzle please refer to XL3904610XX-14T.

Weight: Approx. 0.6 kg

Media colour coding:

Please exchange XX in the product number for with the relevant number below



- front control valves & outlets

XL 1110081XX-40T

Technical gases

Fume cupboard spout

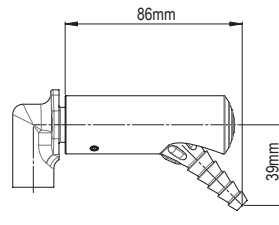
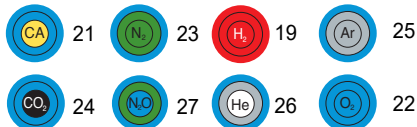
45° angle spout with fixed nozzle. Delivered with compression ring fittings for OD10 mm Cu-pipe.

For Oxygen and other 4.0 gases please require a special model!

Weight: Approx. 0.4 kg

Media colour coding:

Please exchange XX in the product number for with the relevant number below



XL 1110010XX-40T

Burning gases

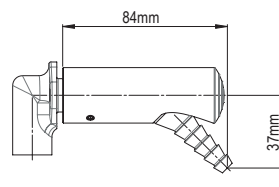
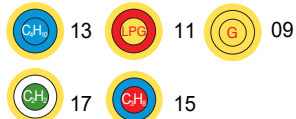
Fume cupboard spout

45° angle spout with fixed nozzle. Delivered with compression ring fittings for OD10 mm Cu-pipe.

Weight: Approx. 0.4 kg

Media colour coding:

Please exchange XX in the product number for with the relevant number below



Copper tubing can not be used with Acetylene. Flashback arrestor recommended.

XL 1110081XX-40T

Vacuum

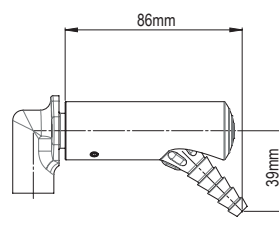

Fume cupboard spout

45° angle spout with fixed nozzle. Delivered with compression ring fittings for OD10 mm Cu-pipe.

Weight: Approx. 0.4 kg

Media colour coding:

Please exchange XX in the product number for with the relevant number below



Please ask your sales representative for a fume hood configuration to fit your specific requirements.